

You are here: / Home (/mlshome/index.php) / MORE
/ Market Stats (/mlshome/index.php/more/market-stats) / Market Stats - Quick Overview

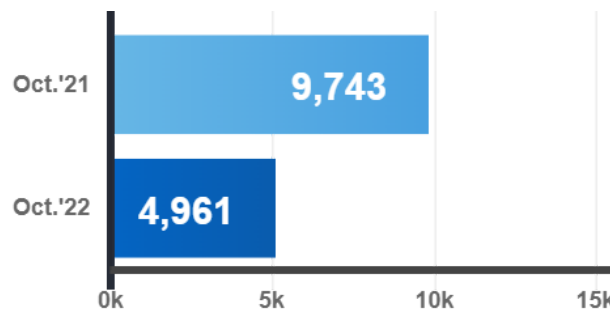
Market Stats - Quick Overview

📄 Market Stats (/mlshome/index.php/more/market-stats)

Residential Stats


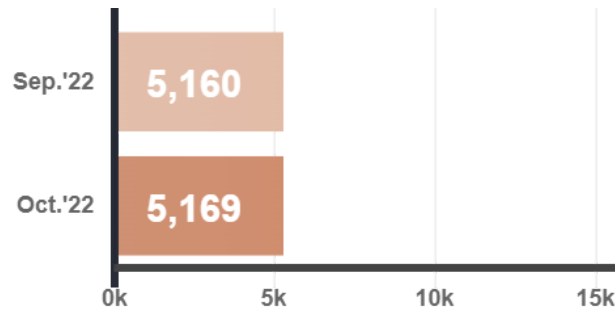
Total Residential Transactions

📅 Year-Over-Year



-49.1%
compared to last year

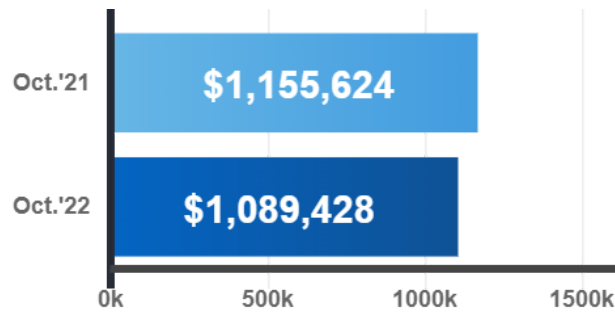
🍃 Seasonally Adjusted



0.2%
compared to previous month

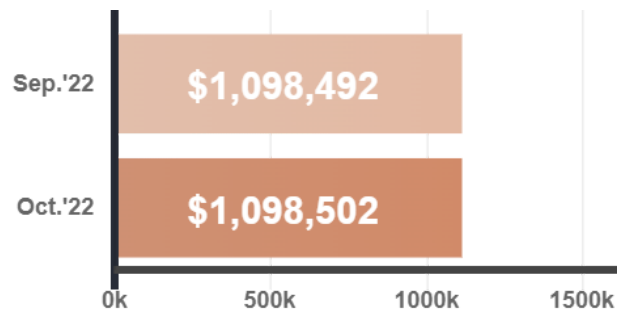
Average Selling Price

📅 Year-Over-Year



-5.7%
compared to last year

🍃 Seasonally Adjusted

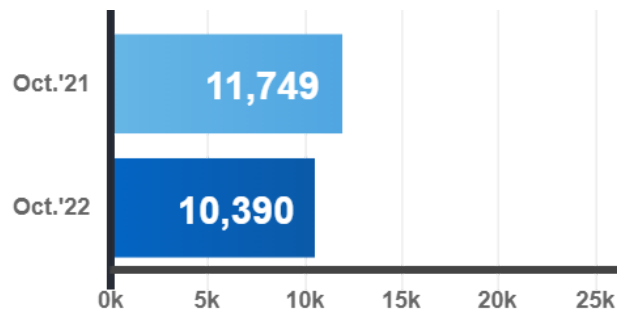


0%

compared to previous month

Total New Listings

📅 Year-Over-Year

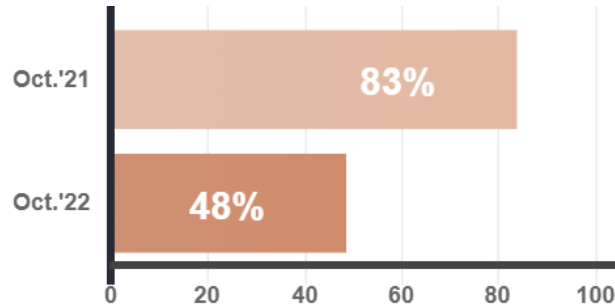


-11.6%



...
compared to last year

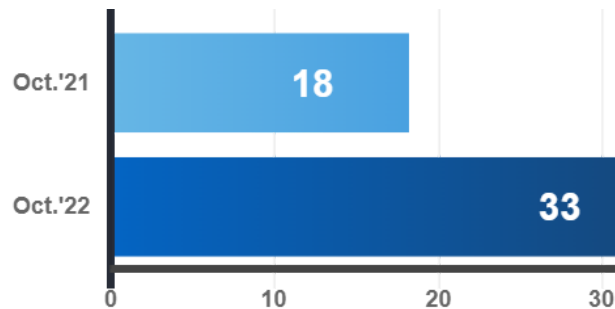
% Sales-to-New Listings Ratio



-35%
compared to last year

Property Days on Market

Year-Over-Year



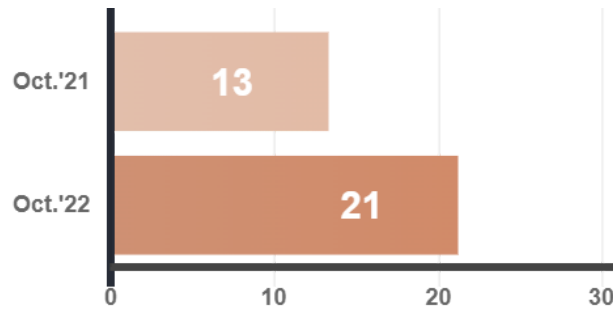
Q2 7%



33.3%
compared to last year

Listing Days on Market

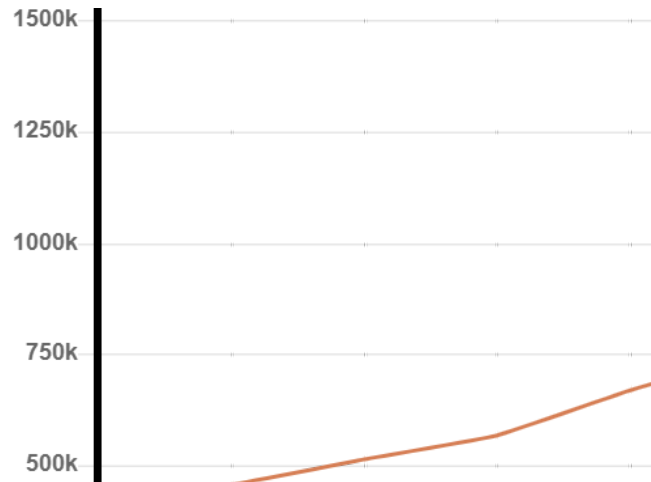
Year-Over-Year



61.5%
compared to last year

Seasonally Adjusted Figures

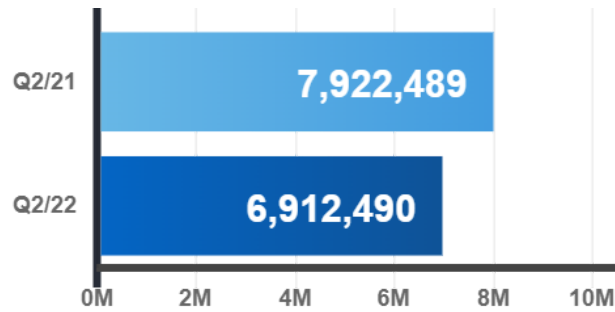
Home Price Index (HPI)



Commercial Stats

All **Leasing** Activity (Sq.Ft.)

Year-Over-Year

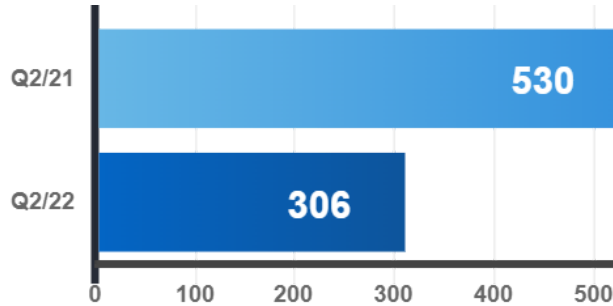


-12.7%
compared to last year


Note

All Sales Activity

 Year-Over-Year

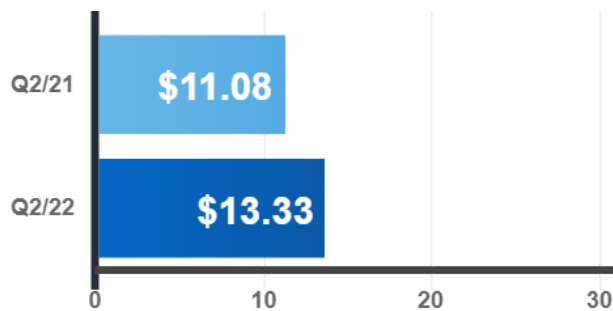


-42.3%
compared to last year

Note 


Avg. Industrial Lease Rate (sq.Ft.)

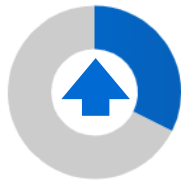
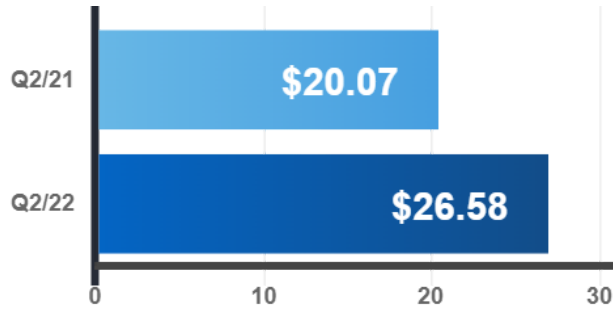
 Year-Over-Year



20.3%
compared to last year

Avg. **Com/Ret** Lease Rate (Sq.Ft.)

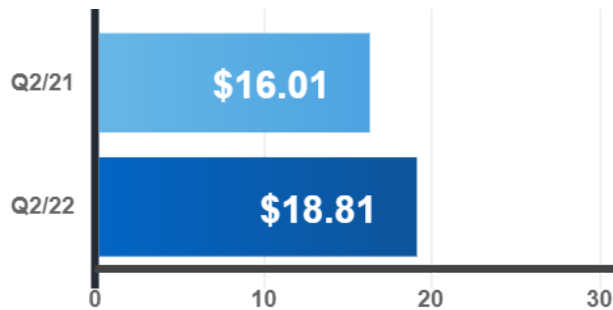
 Year-Over-Year



32.4%
compared to last year

Avg. **Office** Lease Rate (Sq.Ft.)

 Year-Over-Year

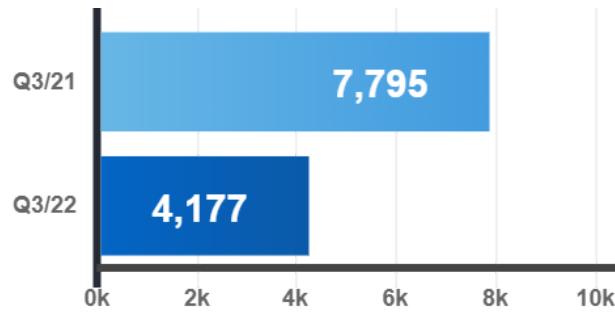


17.5%
compared to last year

Condominium Sales Stats

Total Condo Apartment Sales

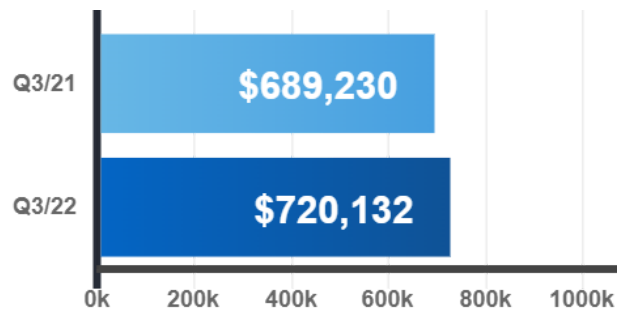
 Year-Over-Year



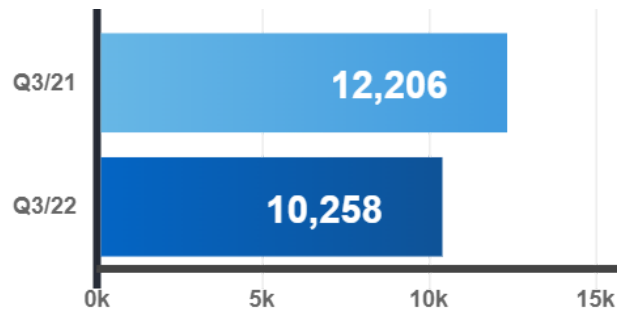
-46.4%
compared to last year

Average Selling Price

 Year-Over-Year

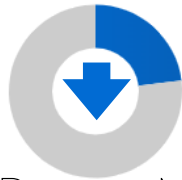
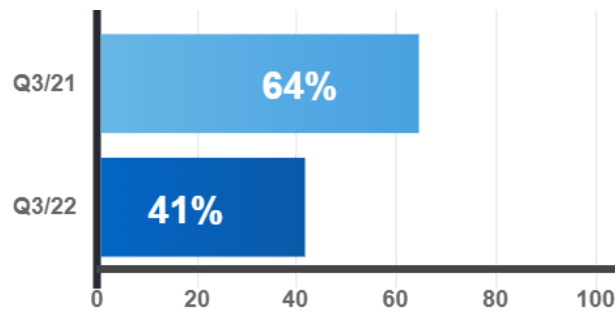


📅 Year-Over-Year



Sales-to-New Listings Ratio

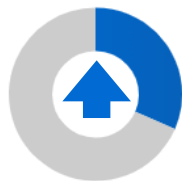
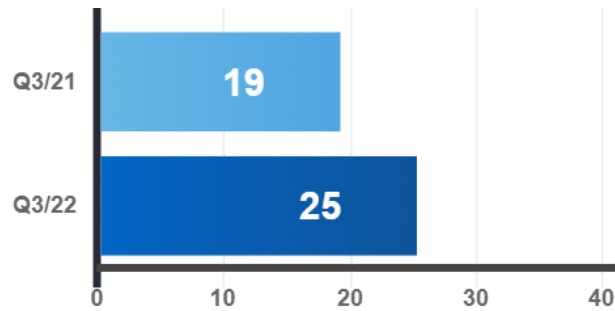
📅 Year-Over-Year



-23%
compared to last year

Days on Market

Year-Over-Year

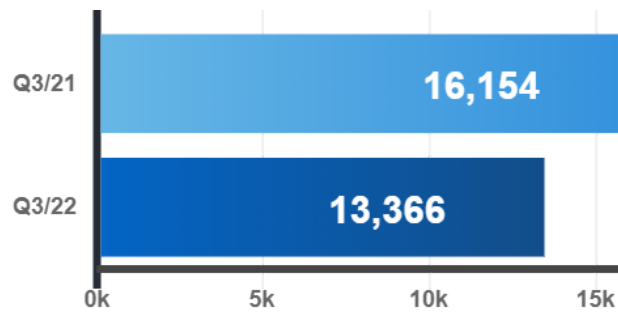


31.6%
compared to last year

Condominium Rental Stats

Total Apartment Rentals

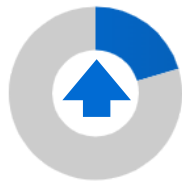
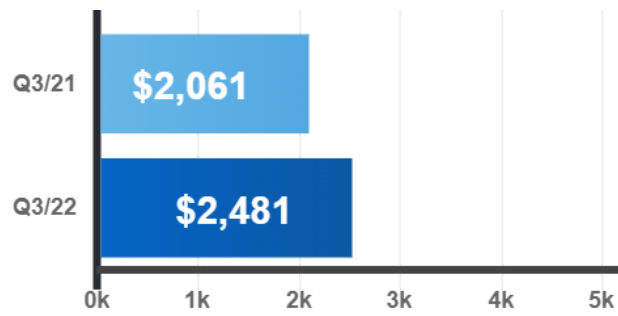
Year-Over-Year



-17.3%
compared to last year

Average 1-Bdrm. Apartment Rent

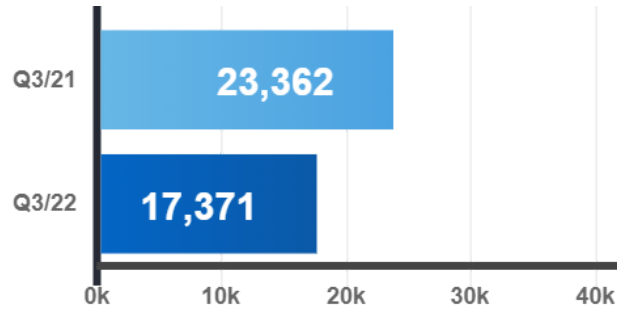
Year-Over-Year



20.4%
compared to last year

Total New Listings

Year-Over-Year



-25.6%
compared to last year

In conjunction with TRREB's redistricting project, historical data may be subject to revision moving forward. This could temporarily impact per cent change comparisons to data from previous years.

[Events](/mlshome/index.php/more/spotlight#member) (</mlshome/index.php/more/spotlight#member>) [Communication](/mlshome/index.php/more/spotlight#communications) (</mlshome/index.php/more/spotlight#communications>) [Condominium](/mlshome/index.php/more/spotlight#condo) (</mlshome/index.php/more/spotlight#condo>)

[Commercial](/mlshome/index.php/more/spotlight#commercial) (</mlshome/index.php/more/spotlight#commercial>) [Prof. Dev.](/mlshome/index.php/more/spotlight#professional) (</mlshome/index.php/more/spotlight#professional>) [Membership](/mlshome/index.php/more/spotlight#personal) (</mlshome/index.php/more/spotlight#personal>)

[Market Stats](/mlshome/index.php/more/spotlight#market) (</mlshome/index.php/more/spotlight#market>) [MLS® Services](/mlshome/index.php/more/spotlight#mls) (</mlshome/index.php/more/spotlight#mls>) [New Services](/mlshome/index.php/more/spotlight#new) (</mlshome/index.php/more/spotlight#new>)



[WEBForms®/Authentisign®](http://www.torontomls.net/Redirect/Homepage/instantet.asp) (<http://www.torontomls.net/Redirect/Homepage/instantet.asp>) [E-Commerce](https://ecommerce.torontomls.net/) (<https://ecommerce.torontomls.net/>)

[Collaborate](http://www.torontomls.net/Redirect/MLS3.asp?redirectUrl=../Redirect/Redirect.aspx?n=TREB,collaborate) (<http://www.torontomls.net/Redirect/MLS3.asp?redirectUrl=../Redirect/Redirect.aspx?n=TREB,collaborate>)

[Search Properties](https://communications.torontomls.net/mlshome/index.php/more/matrix-or-stratus) (<https://communications.torontomls.net/mlshome/index.php/more/matrix-or-stratus>)

Note to users: With the exception of aggregated market statistics and reports, information posted on this site is only for Members' exclusive and internal use in providing services to their clients. None of this information may be reproduced or distributed on the Internet or other media. TRREB endeavours to ensure the accuracy and timeliness of information, it is not guaranteed. TRREB accepts no responsibility for any loss arising from any use or reliance on the information contained herein.

Copyright © Toronto Regional Real Estate Board. All rights reserved.