

(/mlshome/index.php)

Search ...

You are here: / Home (/mlshome/index.php) / MORE / Market Stats (/mlshome/index.php/more/market-stats) / Market Stats - Quick Overview

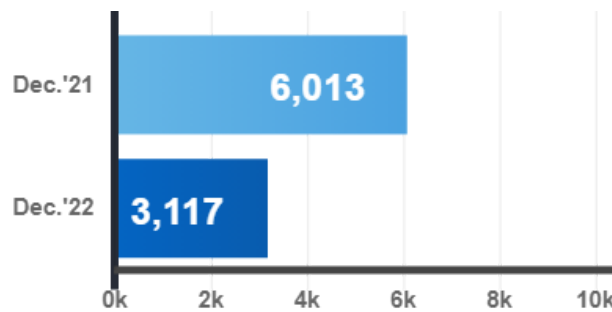
# Market Stats - Quick Overview

Market Stats (/mlshome/index.php/more/market-stats)

## Residential Stats

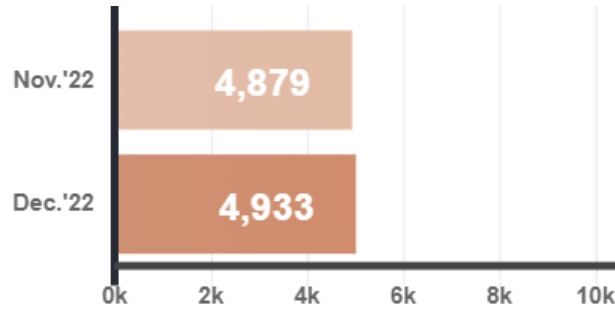
Total Residential Transactions

Year-Over-Year



**-48.2%**  
compared to last year

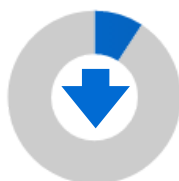
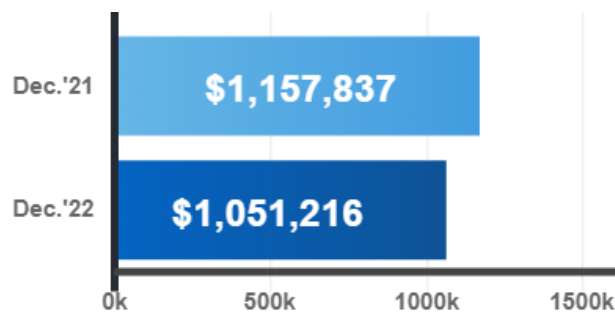
### 🍃 Seasonally Adjusted



**1.1%**  
compared to previous month

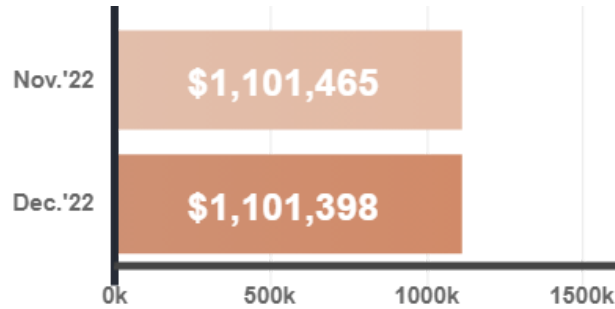
### Average Selling Price

#### 📅 Year-Over-Year



**-9.2%**  
compared to last year

### 🍃 Seasonally Adjusted

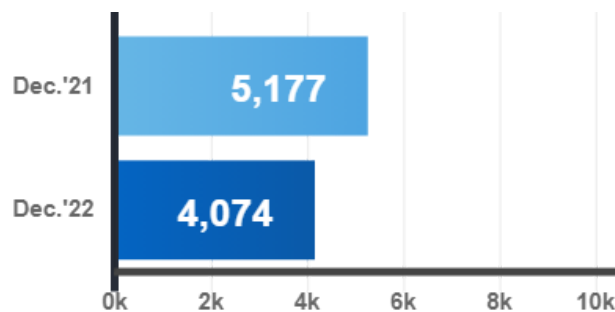


0%

compared to previous month

### Total New Listings

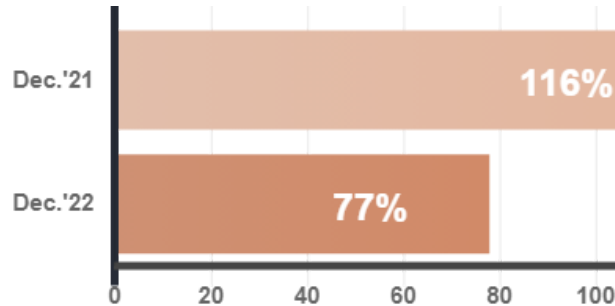
#### 📅 Year-Over-Year



-21.3%

compared to last year

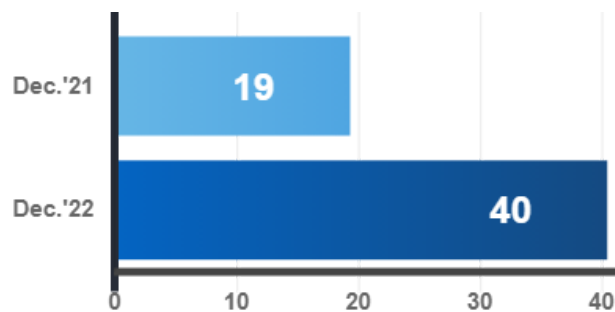
### % Sales-to-New Listings Ratio



**-39%**  
compared to last year

### Property Days on Market

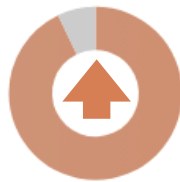
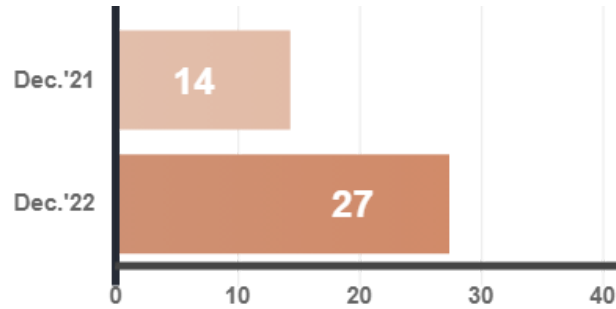
#### + Year-Over-Year



**110.5%**  
compared to last year

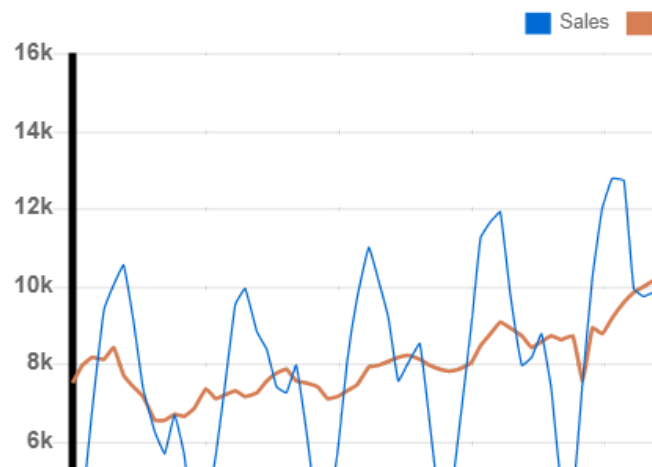
### Listing Days on Market

#### Year-Over-Year

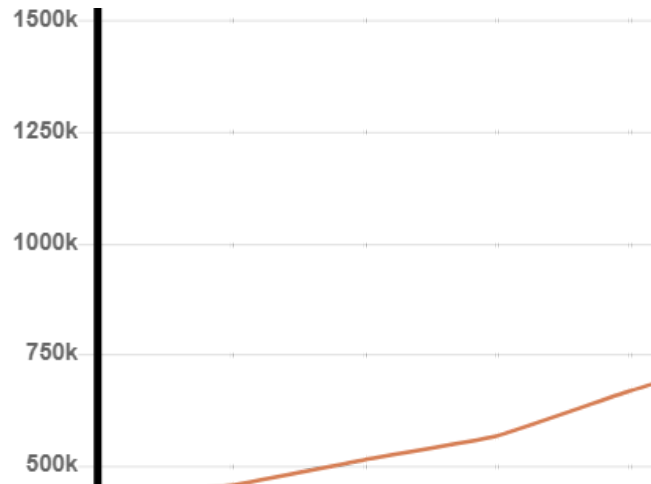


**92.9%**  
compared to last year

### Seasonally Adjusted Figures



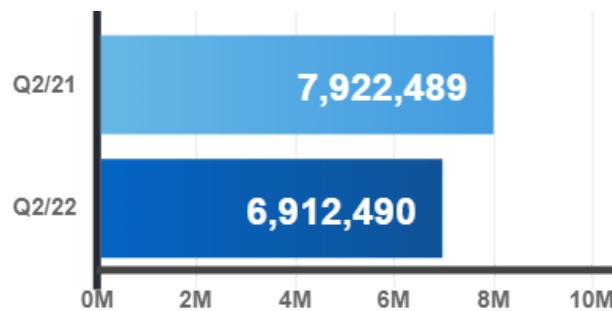
### Home Price Index (HPI)



## Commercial Stats

### All Leasing Activity (Sq.Ft.)


Year-Over-Year

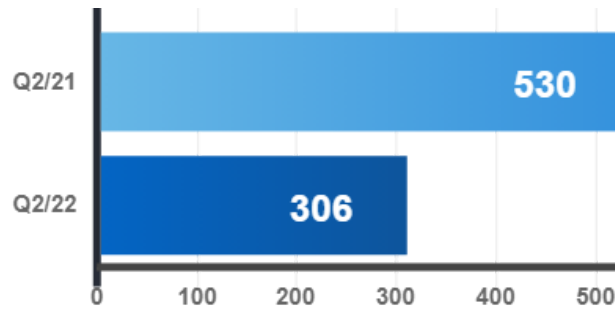


**-12.7%**  
compared to last year


Note ↓

### All Sales Activity


 Year-Over-Year

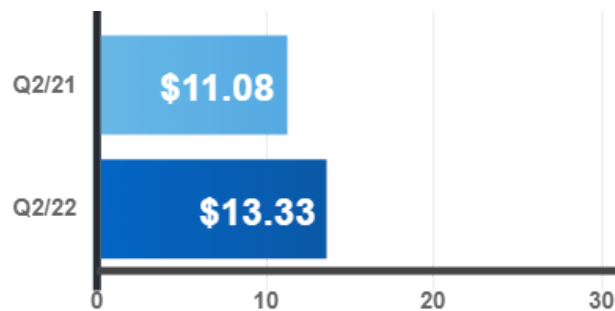


**-42.3%**  
compared to last year

Note 

### Avg. Industrial Lease Rate (sq.Ft.)

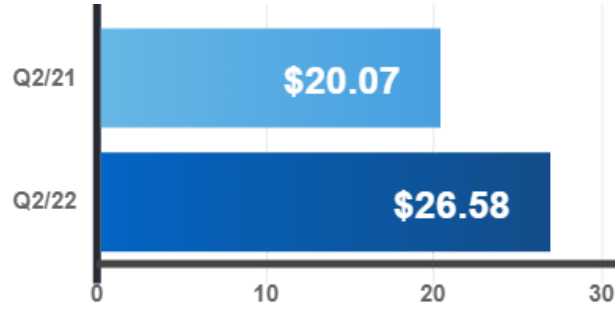
 Year-Over-Year



**20.3%**  
compared to last year

### Avg. **Com/Ret** Lease Rate (Sq.Ft.)

 Year-Over-Year

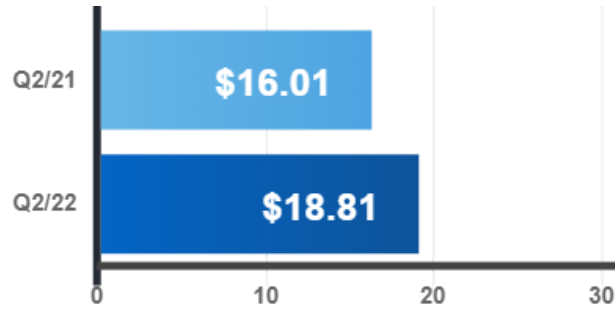


**32.4%**  
compared to last year



### Avg. **Office** Lease Rate (Sq.Ft.)

Year-Over-Year

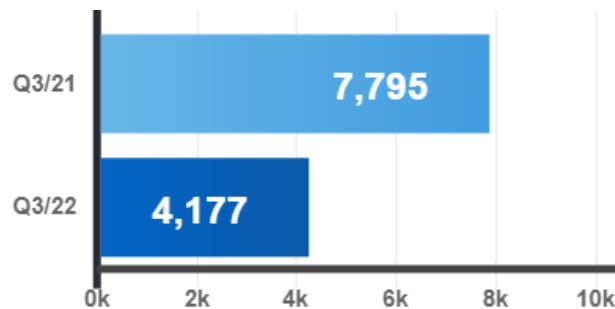


**17.5%**  
compared to last year

## Condominium Sales Stats

### Total Condo Apartment Sales

Year-Over-Year


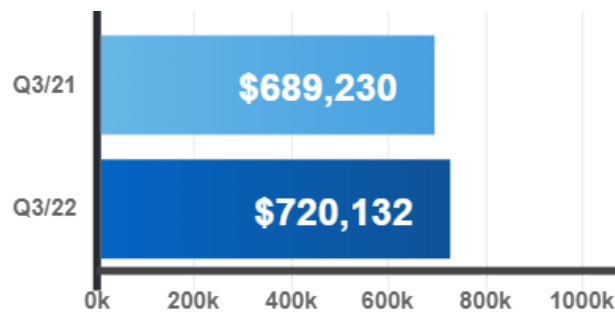




**-46.4%**  
compared to last year

### Average Selling Price

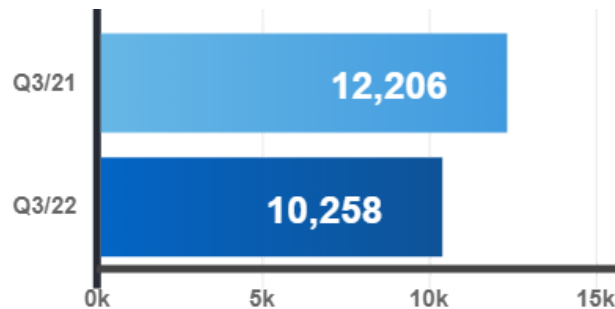
 Year-Over-Year



**4.5%**  
compared to last year

### Total New Listings

 Year-Over-Year

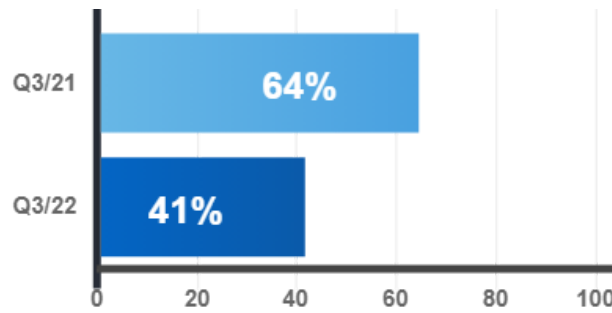




**-16%**  
compared to last year

### Sales-to-New Listings Ratio

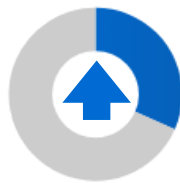
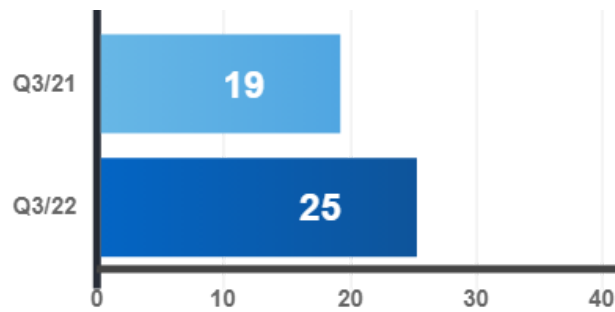
Year-Over-Year



**-23%**  
compared to last year

### Days on Market

 Year-Over-Year

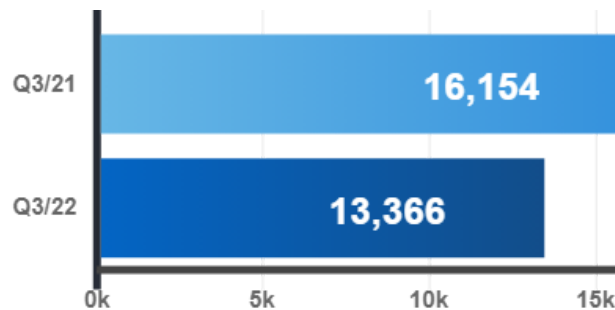


**31.6%**  
compared to last year

## Condominium Rental Stats

### Total Apartment Rentals

 Year-Over-Year

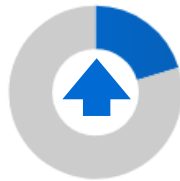
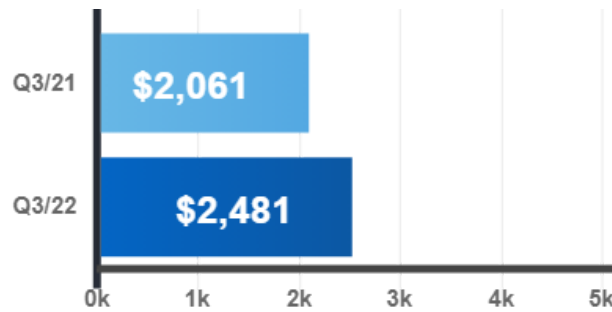




**-17.3%**  
compared to last year

### Average 1-Bdrm. Apartment Rent

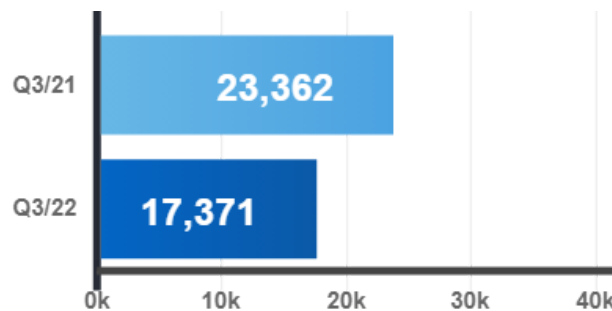
 Year-Over-Year



**20.4%**  
compared to last year

### Total New Listings

 Year-Over-Year





**-25.6%**  
compared to last year

---

In conjunction with TRREB's redistricting project, historical data may be subject to revision moving forward. This could temporarily impact per cent change comparisons to data from previous years.

---

[Help Desk \(/mlshome/index.php/more/spotlight#personal\)](/mlshome/index.php/more/spotlight#personal)   [Arb. & P.S. \(/mlshome/index.php/more/spotlight#arbitration\)](/mlshome/index.php/more/spotlight#arbitration)   [Govt. Rel. \(/mlshome/index.php/more/spotlight#government\)](/mlshome/index.php/more/spotlight#government)

[Events \(/mlshome/index.php/more/spotlight#member\)](/mlshome/index.php/more/spotlight#member)   [Communication \(/mlshome/index.php/more/spotlight#communications\)](/mlshome/index.php/more/spotlight#communications)   [Condominium \(/mlshome/index.php/more/spotlight#condo\)](/mlshome/index.php/more/spotlight#condo)

[Commercial \(/mlshome/index.php/more/spotlight#commercial\)](/mlshome/index.php/more/spotlight#commercial)   [Prof. Dev. \(/mlshome/index.php/more/spotlight#professional\)](/mlshome/index.php/more/spotlight#professional)   [Membership \(/mlshome/index.php/more/spotlight#personal\)](/mlshome/index.php/more/spotlight#personal)

[Market Stats \(/mlshome/index.php/more/spotlight#market\)](/mlshome/index.php/more/spotlight#market)   [MLS® Services \(/mlshome/index.php/more/spotlight#mls\)](/mlshome/index.php/more/spotlight#mls)   [New Services \(/mlshome/index.php/more/spotlight#new\)](/mlshome/index.php/more/spotlight#new)



WEBForms®/Authentisign® (<http://www.torontomls.net/Redirect/Homepage/instanet.asp>)

E-Commerce (<https://ecommerce.torontomls.net/>)

Collaborate (<http://www.torontomls.net/Redirect/MLS3.asp?redirectUrl=../Redirect/Redirect.aspx?n=TREB, collaborate>)

Search Properties (<https://communications.torontomls.net/mlshome/index.php/more/matrix-or-status>)

**Note to users:** With the exception of aggregated market statistics and reports, information posted on this site is only for Members' exclusive and internal use in providing services to their clients. None of this information may be reproduced or distributed on the Internet or other media. TRREB endeavours to ensure the accuracy and timeliness of information, it is not guaranteed. TRREB accepts no responsibility for any loss arising from any use or reliance on the information contained herein.

Copyright © Toronto Regional Real Estate Board. All rights reserved.